



# THCE Series

## SMD High Current Inductor


### Size 2818

#### CHARACTERISTICS

- 
- 
- 
- 

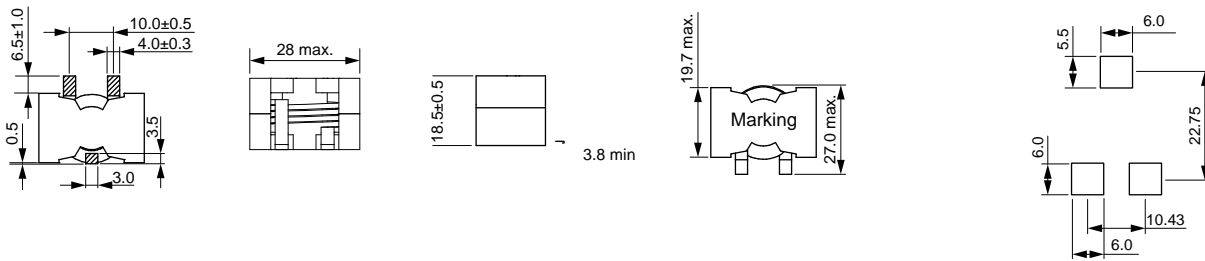
#### APPLICATION

- 
- 



Dimensions: [mm]

Land Pattern: [mm]



Electrical Properties:


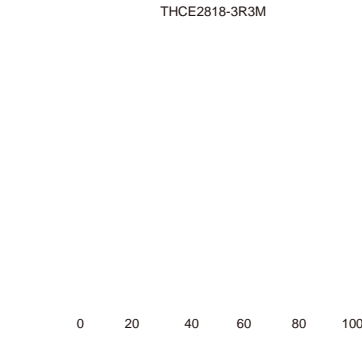
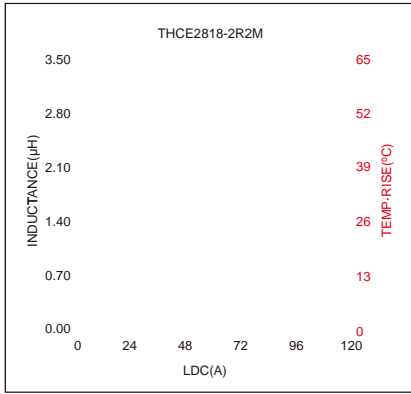
Part No	Inductance @100KHz/0.25V	Tolerance	Current Max.	Temperature Rise Current Max.	DC Resistance Max.

°C

°C

°C

# Typical Electrical Characteristics:



72058.815 -5 Td(96) scTj1.665 762.889 -153.687 -146

