




# MD Series

## SMD Low Profile High Current Molded Inductor

### Size 1365



#### CHARACTERISTICS

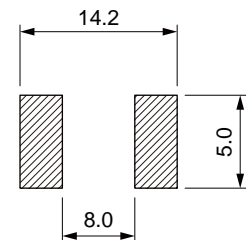
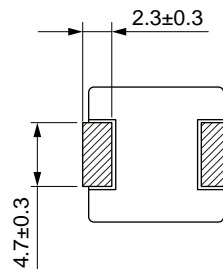
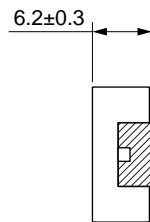
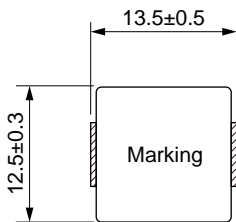
- Molded type
- High saturation current due to CIP material
- Nature air gap and no acoustic noise
- Different sizes available
- Quantity: 500pcs

#### APPLICATION

- High current DC/DC converter
- LC filter

#### Dimensions: [mm]

#### Land Pattern: [mm]



#### Electrical Properties:

Part No	Inductance @ 100KHz/1V	Tolerance	Temperature Rise Current Typ. (A)	current Typ. (A)	DC Resistance Typ.	DC Resistance Max.
MD1365-R22M	0.22	±20%	53.0	112	0.47	0.60
MD1365-R33M	0.33	±20%	46.0	68.0	0.65	0.80
MD1365-R36M	0.36	±20%	45.0	66.0	0.70	0.90
MD1365-R56M	0.56	±20%	37.0	58.0	1.05	1.20
MD1365-R68M	0.68	±20%	35.0	55.0	1.25	1.50
MD1365-R82M	0.82	±20%	33.0	50.0	1.50	1.90
MD1365-1R0M	1.00	±20%	30.0	48.0	1.70	2.30
MD1365-1R5M	1.50	±20%	27.0	45.0	2.50	3.00
MD1365-2R2M	2.20	±20%	22.0	37.0	3.80	4.20
MD1365-3R3M	3.30	±20%	18.0	30.0	5.70	6.80
MD1365-4R7M	4.70	±20%	13.5	28.0	7.00	8.40
MD1365-5R6M	5.60	±20%	12.5	23.0	8.50	10.0
MD1365-6R8M	6.80	±20%	11.5	18.0	9.50	11.5
MD1365-8R2M	8.20	±20%	10.5	16.0	12.0	15.5
MD1365-100M	10.0	±20%	10.0	15.5	13.2	16.5
MD1365-150M	15.0	±20%	9.00	13.0	23.2	28.0
MD1365-220M	22.0	±20%	9.00	12.0	32.5	37.0



MD1365-330M	33.0	±20%	8.00	11.0	48.0	58.0
MD1365-470M	47.0	±20%	6.50	9.50	76.0	90.0
MD1365-680M	68.0	±20%	4.80	7.80	110	130
MD1365-101M	100	±20%	4.20	5.50	145	165

Operating temperature : -40°C ~ +125°C

Temperature rise current : The actual value of DC current when the temperature rise is +40°C

Saturation Current will cause L to drop approximately 30%



## Typical Electrical Characteristics:

