



FBE Series

SMD EMI Suppression Ferrite Bead

Size 0603

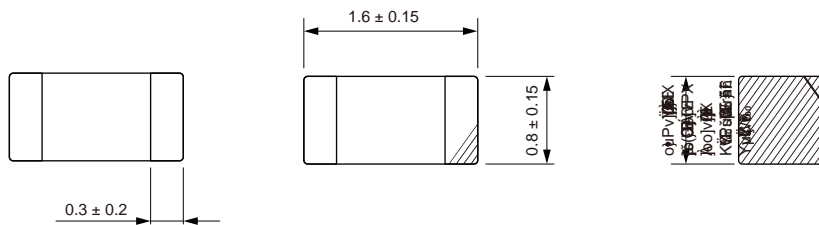


APPLICATION

- Data lines and low power lines
- Connection between digital and analog circuit

Dimensions: [mm]

Land Pattern: [mm]

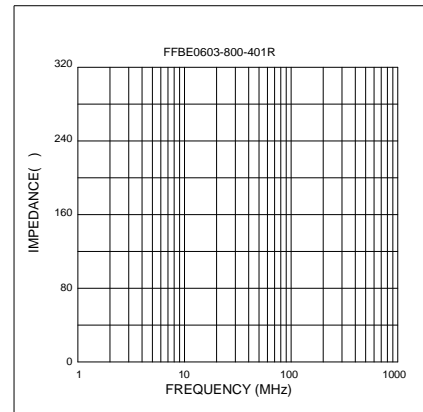
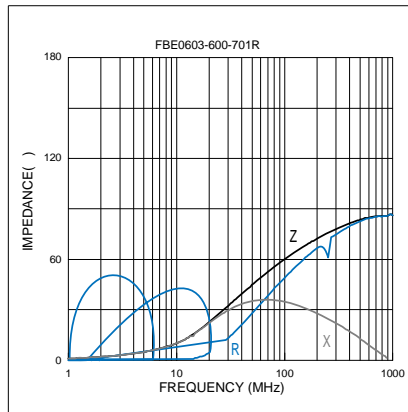
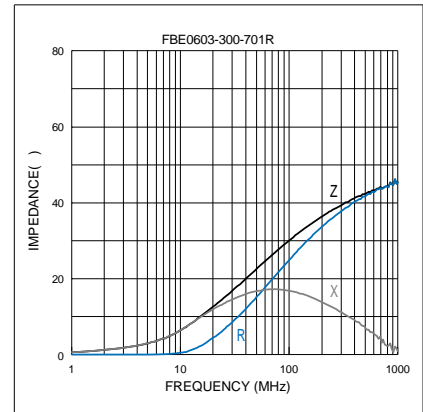


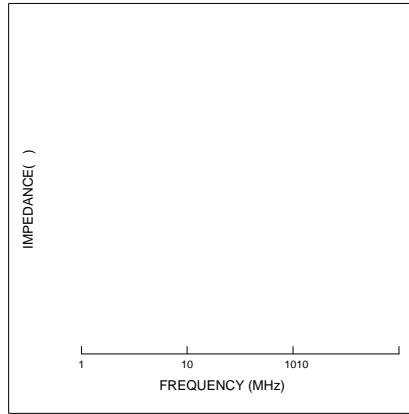
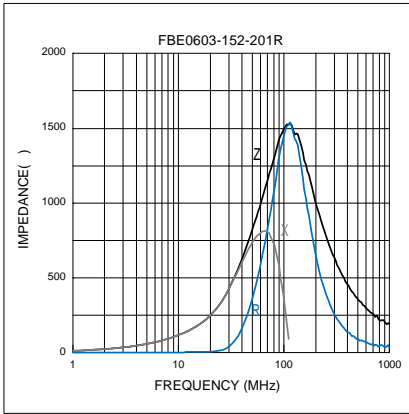
Electrical Properties:

Part Number	Inductance (nH)	Inductance Tolerance (%)	DC Resistance (mΩ)	DC Resistance (mΩ)
FBE0603-100-701R	10	±25%	700	0.20
FBE0603-300-601R	30	±25%	600	0.25
FBE0603-300-701R	30	±25%	700	0.20
FBE0603-600-601R	60	±25%	600	0.30
FBE0603-600-701R	60	±25%	700	0.20
FBE0603-800-401R	80	±25%	400	0.30
FBE0603-101-301R	100	±25%	300	0.20
FBE0603-121-301R	120	±25%	300	0.40
FBE0603-121-601R	120	±25%	600	0.25
FBE0603-151-301R	150	±25%	300	0.40
FBE0603-151-601R	150	±25%	600	0.25
FBE0603-221-251R	220	±25%	250	0.60
FBE0603-221-551R	220	±25%	550	0.30
FBE0603-301-201R	300	±25%	200	0.80
FBE0603-301-501R	300	±25%	500	0.35
FBE0603-471-201R	470	±25%	200	0.85
FBE0603-471-351R	470	±25%	350	0.45
FBE0603-601-151R	600	±25%	150	1.20



Impedance & Frequency Characteristics:



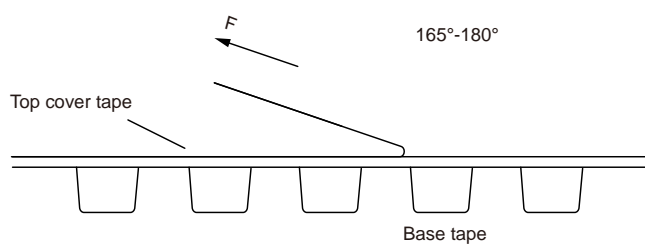


Soldering Reflow:

Packaging Information:

Tape Dimension:

Peel force of top cover tape:



The peel force of top cover tape shall be between 0.14 to 0.58 N



Reel Dimension: [mm]

